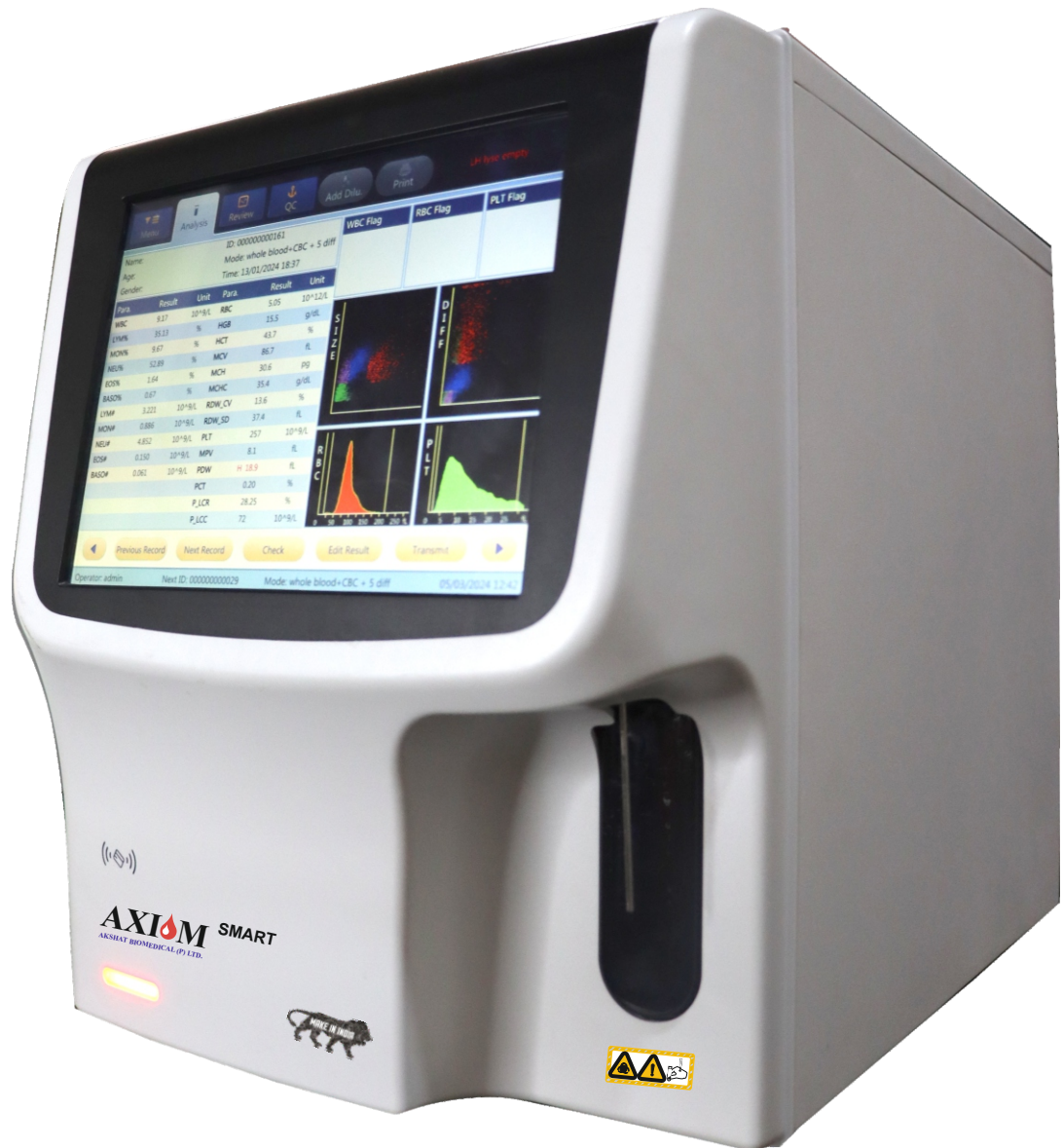




AXIOM^(TM) SMART 5-Part AutoHematology Analyzer 5 DIFF



3

Reagents



3 ⇌ 5

3-part & 5-part
all-in-one



60

Samples Per Hour

Mfg. by.:

AKSHAT BIOMEDICALS (P) LTD.

Caring Technology For Health-Care

AXIOMTM SMART

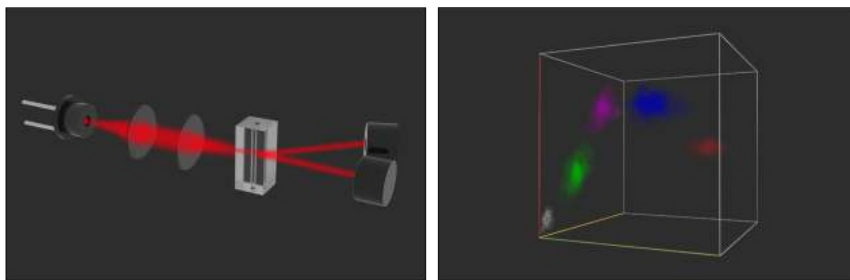
5-Part AutoHematology Analyzer

5 DIFF

Parameters	Precision	Linear Range	Contamination Rate
WBC	≤2.0% (3.5-15.0x10 ¹¹)/L	(0-100.0x10 ¹¹)/L	≤0.5%
RBC	≤1.5% (3.0-6.0x10 ¹²)/L	(0.10-8.00x10 ¹²)/L	≤0.5%
HGB	≤1.5% (100-180)/g/L	(0-250)g/L	≤0.6%
MCV	≤1.0% (70-120)fL	-	-
PLT	≤4.0% (150-500x10 ⁹)/L	(0-1000x10 ⁹)/L	≤1.0%

Principle

Simple and reliable.



The distinctive technology of laser scattering make the analyzer simpler and more reliable.

Small




Make your desktop more spare and neat.

Integration built-in design of reagent cabinet can maximum hold 1L-DIFF lyse and 500ml-LH lyse in the same time.

Ingenuity

Time-tested internal design.

The analyzer adopts integrative, high precision and long life injector module and stable maintenance-free sampling module, all for more durability and more worry-free.



Characteristic

Pursuit of excellent experience.



Removing Blockage Intelligent

Timing monitoring the status of pin hole and automatically operating removal of blockage.



Accurate Test Result

Excellent algorithm, hardware and liquid circuit design to ensure the accuracy of PLT low value.



Maintenance Intelligent

Various and practical maintenance process to ensure the quality of analyzer.



Ultra-low Cost of Operation

The analyzer only need three type of reagent so the single test consumes less.

Principle

Flow cytometry and multi-angular laser scattering, Electric impedance method and Colorimetry

Parameters

Reportable Parameters (25 items)

WBC, LYM#, MON#, NEU#, EOS#, BAS#, LYM%, MON%, NEU%, EOS%, BAS%, RBC, HGB, HCT, MCV, MCH, MCHC, RDW-CV, RDW-SD, PLT, MPV, PDW, PCT, P-LCR, P-LCC

Research Parameters (4 items)

ALY%, ALY#, IG%, IG#
2 histograms and 2 scattergrams

Quality Control 3 Level QC, L-J graph, X-B

Reagents Built-in DIFF Lyse, LH Lyse, External Diluent, Probe Cleaner for maintenance

Flag System RBC, WBC, PLT abnormal sample and support customized test groups

Storage Up to 50,000 results including histograms, scattergrams and patient information.

Calibration Manual and Auto-calibration
Relative humidity: 20%~85%

Environment

Working Voltage: AC 100V-240V, 50/60Hz

Rated Power 100~120VA

Working Temperature: 10°C~35°C

Relative Humidity: 20%~85%

Accessories

Standard: keyboard, waste liquid barrel, ground wire (3m)

Option: mouse, external barcode scanner, printer, thermal printer



All features you want to know

Compatibility

- 1) Two modes of sampling : Whole blood, pre-diluted blood
- 2) Three modes of test: CBC, CBC+5Diφφ and CBC+5Diφφ+RRBC
- 3) Extentional printer or thermal printer
- 4) 4 usb, 1 LAN support protocol HL7 and compatible with LIS system
- 5) Accompanying quality control material

Light

- 1) 500mm(L)x320mm(W)x390mm(H)
- 2) Weight≤25Kg

User-friendly Design

- 1) 10.4"colorful touchscreen
- 2) Liquid Crystal Display
- 3) Resolution 1024x768
- 4) 10" incline adapt to visual observation

Maintenance Friendly

- 1) Auto-cleaning of sample probe and tubes
- 2) Automatic fault processing function

Low Consume

- 1) Only need three reagents
- 2) Sample consumed ≤20uL

Efficient

60 samples per hour

Distributor :

Manufactured by:

AKSHAT BIOMEDICALS (P) LTD.

H. O. :- 95/G1, Devi Nagar, New Sanganer Road, Sodala, Jaipur - 302019
 Factory :- 121,Solitare Industrial Park, RIICO Industrial Area, Bagru - 303007
 CONTACT -0141-2297075 / 9414241870 /9950999087

E-mail: akshatindia@hotmail.com

Website : www.akshatindia.com

Mfg. Lic. No. : MFG/IVD/2023/000102